

Informe EXPORTACIONES 2009-2008
(Clasificado por Zona y País de Destino)

| Zona | País Destino | 2009 | | 2008 | |
|---------------|-----------------------|--------------------|--------------------|--------------------|--------------------|
| | | Cantidad | F.O.B | Cantidad | F.O.B |
| AFRICA | | | | | |
| | AFRICA DEL SUR | 66,196,099 | 47,530,586 | 49,935,117 | 51,434,893 |
| | TUNIS | 21,530 | 25,583 | 100,008 | 131,630 |
| | KENIA | 1,000 | 13,345 | 25 | 525 |
| | Sub Total país | 66,218,629 | 47,569,514 | 50,035,149 | 51,567,048 |
| ASIA | | | | | |
| | CHINA | 175,477,991 | 157,653,308 | 205,368,336 | 177,796,707 |
| | COREA DEL SUR | 417,424,799 | 110,060,874 | 200,567,112 | 109,646,961 |
| | JAPON | 31,517,922 | 86,726,373 | 58,709,492 | 160,080,174 |
| | INDIA | 73,966,998 | 58,994,472 | 11,509,627 | 35,341,773 |
| | MALASIA | 15,170,200 | 9,323,674 | 8,294,300 | 8,585,537 |
| | THAILANDIA | 4,414,008 | 6,620,438 | 7,748,171 | 12,503,656 |
| | IRAN | 3,974,770 | 4,127,244 | 885,450 | 3,115,731 |
| | INDONESIA | 4,270,830 | 2,979,928 | 10,801,921 | 7,846,040 |
| | EMIRATOS ARABES | 881,546 | 2,854,333 | 10,689 | 577,187 |
| | ARABIA SAUDITA | 635,000 | 1,481,174 | 102,241 | 278,761 |
| | TAIWAN | 1,325,412 | 1,354,396 | 973,642 | 1,504,190 |
| | FILIPINAS | 146,360 | 1,256,801 | 778,740 | 1,857,753 |
| | EGIPTO | 210,773 | 693,499 | 357,548 | 1,051,196 |
| | ISRAEL | 139,531 | 390,766 | 82,226 | 569,581 |
| | HONG KONG | 226,838 | 242,120 | 15,745 | 9,987 |
| | PAKISTAN | 216,962 | 234,039 | 325,000 | 240,454 |
| | LIBANO | 55,111 | 176,042 | 44,567 | 162,612 |
| | JORDANIA | 58,261 | 117,383 | 70,820 | 131,085 |
| | SIRIA | 20,120 | 71,884 | 7,401,595 | 5,900,112 |
| | COREA DEL NORTE | 86,025 | 41,292 | 22,000 | 17,065 |
| | FIJI | 0 | 0 | 346,150 | 47,607 |
| | Sub Total país | 730,219,457 | 445,400,038 | 514,415,373 | 527,264,169 |



AUSTRALIA

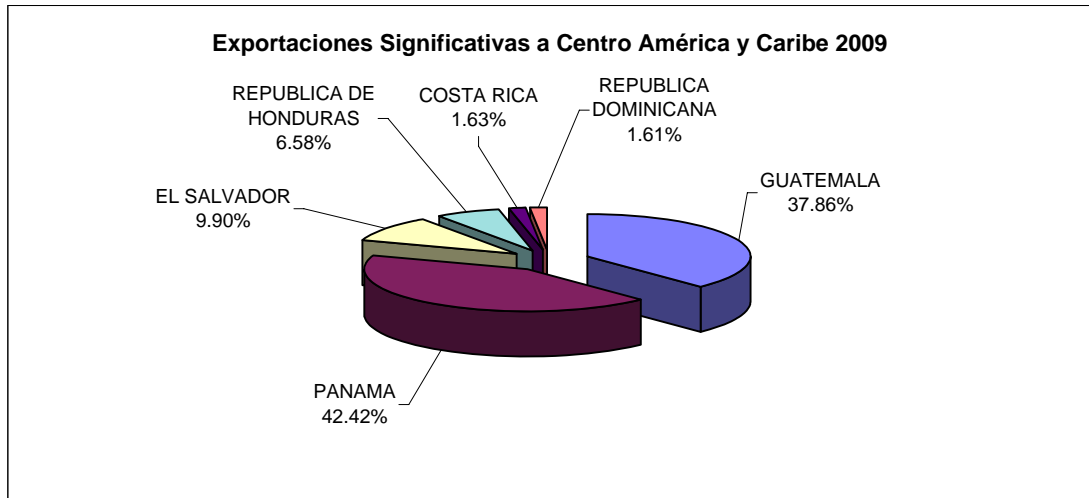
| | | | | |
|-----------------------|------------------|-------------------|------------------|-------------------|
| AUSTRALIA | | | | |
| Sub Total país | 5,127,246 | 14,428,220 | 8,357,420 | 19,295,957 |

CENTRO AMERICA Y CARIBE

| | | | | |
|--------------------|-------------|------------|-------------|-------------|
| GUATEMALA | 122,002,971 | 72,196,858 | 274,129,615 | 233,765,890 |
| PANAMA | 136,676,057 | 54,714,524 | 163,480,955 | 128,273,392 |
| EL SALVADOR | 31,907,608 | 17,261,601 | 68,569,011 | 64,254,733 |
| REPUBLICA DE HOND | 21,192,820 | 6,093,656 | 52,835,043 | 29,167,847 |
| COSTA RICA | 5,252,661 | 3,982,883 | 8,523,306 | 11,136,026 |
| REPUBLICA DOMINIC/ | 5,182,772 | 3,159,953 | 5,158,314 | 4,358,695 |
| NICARAGUA | 1,957,284 | 1,221,585 | 48,501,306 | 42,071,009 |
| PUERTO RICO | 1,526,262 | 841,729 | 3,126,094 | 2,135,276 |
| HAITI | 87,501 | 52,956 | 21,629 | 16,855 |
| BARBADOS | 42,000 | 16,928 | 0 | 0 |

Informe EXPORTACIONES 2009-2008
(Clasificado por Zona y País de Destino)

| Zona | País Destino | 2009 | | 2008 | |
|------|-----------------------|-------------|-------------|-------------|-------------|
| | | Cantidad | F.O.B | Cantidad | F.O.B |
| | DOMINICA | 0 | 0 | 392 | 11,885 |
| | Sub Total país | 325,827,935 | 159,542,674 | 624,345,667 | 515,191,609 |

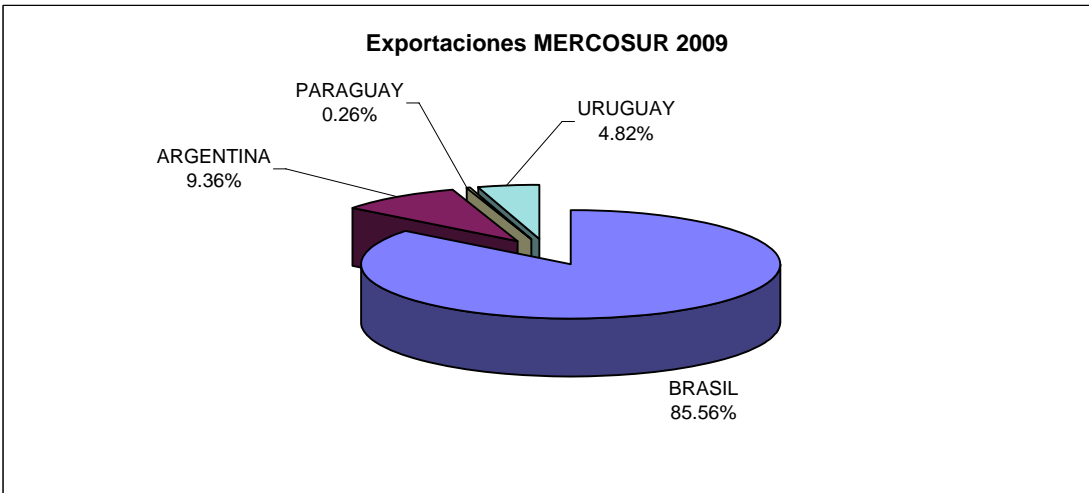


ESTADOS UNIDOS

| ESTADOS UNIDOS | | | | | |
|----------------|-----------------------|---------------|-------------|---------------|-------------|
| | Sub Total país | 5,876,754,998 | 424,750,467 | 4,803,596,702 | 440,989,008 |

MERCOSUR

| | | | | | |
|--|-----------------------|---------------|-------------|---------------|-------------|
| | BRASIL | 1,361,517,374 | 297,854,846 | 1,226,672,445 | 435,839,270 |
| | ARGENTINA | 148,969,342 | 76,758,560 | 224,629,291 | 176,469,047 |
| | PARAGUAY | 4,160,049 | 10,890,913 | 3,012,835 | 6,819,477 |
| | URUGUAY | 76,705,075 | 10,825,320 | 106,913,701 | 7,365,079 |
| | Sub Total país | 1,591,351,840 | 396,329,638 | 1,561,228,272 | 626,492,874 |

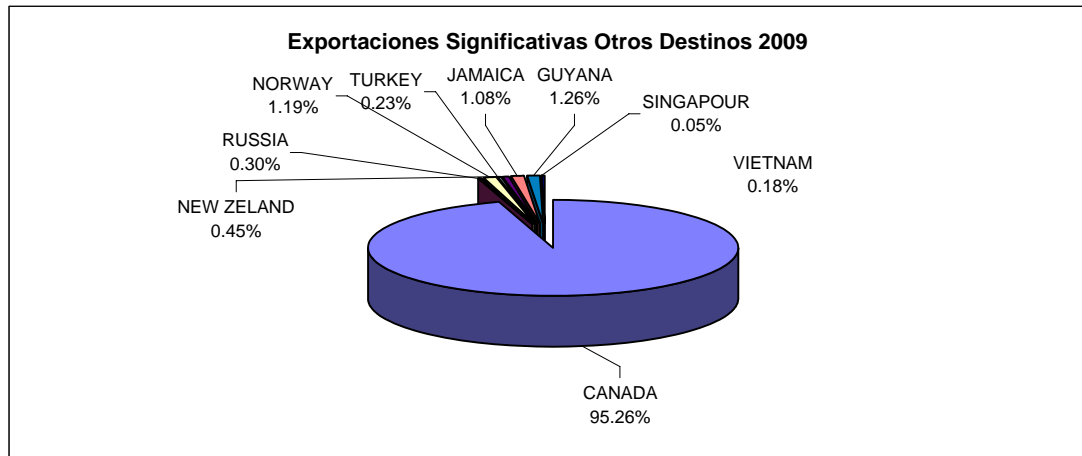


Otros

| | | | | |
|------------------------------|-------------|------------|-------------|-------------|
| CANADA | 150,607,104 | 18,773,369 | 385,376,020 | 145,340,253 |
| RUSSIA | 470,820 | 6,908,483 | 665,993 | 10,961,523 |
| NORWAY | 1,884,990 | 5,581,286 | 1,010,076 | 11,152,627 |
| TURKEY | 358,812 | 1,007,383 | 7,211,790 | 4,870,411 |
| NEW ZELAND | 710,990 | 969,889 | 673,759 | 1,110,505 |
| JAMAICA | 1,706,055 | 956,933 | 1,002,432 | 876,830 |
| GUYANA | 1,998,000 | 648,810 | 2,750 | 10,753 |
| SINGAPOUR | 75,185 | 623,406 | 85,822 | 730,500 |
| VIETNAM | 288,600 | 492,475 | 458,350 | 1,136,114 |
| ARGELIA | 144,000 | 396,200 | 81,900 | 82,483 |
| SURINAM | 400,000 | 268,900 | 155 | 6,540 |
| CAMERUN | 44,000 | 246,580 | 22,000 | 129,870 |
| BANGLADESH | 236,000 | 237,328 | 118,000 | 134,581 |
| TRINIDAD & TOBAGO | 285,402 | 207,067 | 1,088 | 31,690 |
| MOLDOVA | 40,050 | 176,506 | 38,401 | 219,839 |

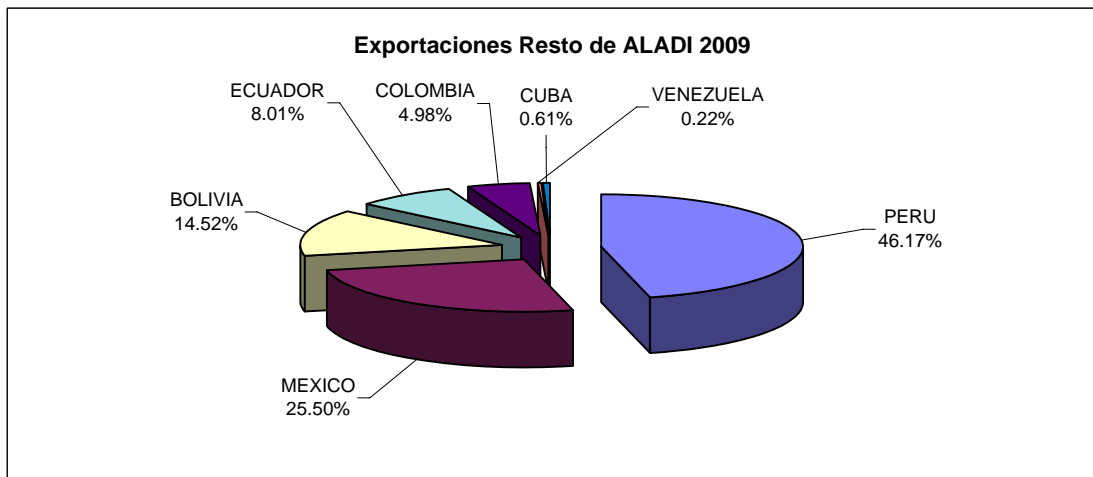
Informe EXPORTACIONES 2009-2008
(Clasificado por Zona y País de Destino)

| Zona | País Destino | 2009 | | 2008 | |
|-----------------------|---------------------|--------------------|-------------------|--------------------|--------------------|
| | | Cantidad | F.O.B | Cantidad | F.O.B |
| | TERRITORIO BRITANIC | 101,480 | 175,409 | 144,612 | 302,127 |
| | MORROCO | 93,500 | 145,630 | 27,820 | 56,758 |
| | NIGERIA | 15,002 | 53,568 | 0 | 0 |
| | ROMANIA | 51,320 | 41,462 | 139,820 | 494,441 |
| | REPUBLICA DE YEMEI | 23,520 | 32,224 | 11,140 | 11,996 |
| | ARUBA | 17,709 | 30,482 | 16,661 | 32,151 |
| | MACEDONIA | 300 | 21,094 | 0 | 0 |
| | MOZAMBIQUE | 60,000 | 20,620 | 2,000 | 34,700 |
| | YUGOSLAVIA | 1,012 | 20,568 | 500 | 9,522 |
| | ANTILLAS NEERLANDI | 21,528 | 20,261 | 26,911 | 30,513 |
| | LIBIA | 25,000 | 17,235 | 0 | 0 |
| | SAINT LUCIA | 104,000 | 15,600 | 225 | 6,782 |
| | Los demás | 12,263 | 47,542 | 158,284 | 819,637 |
| Sub Total país | | 159,776,643 | 38,136,309 | 397,276,509 | 178,593,146 |



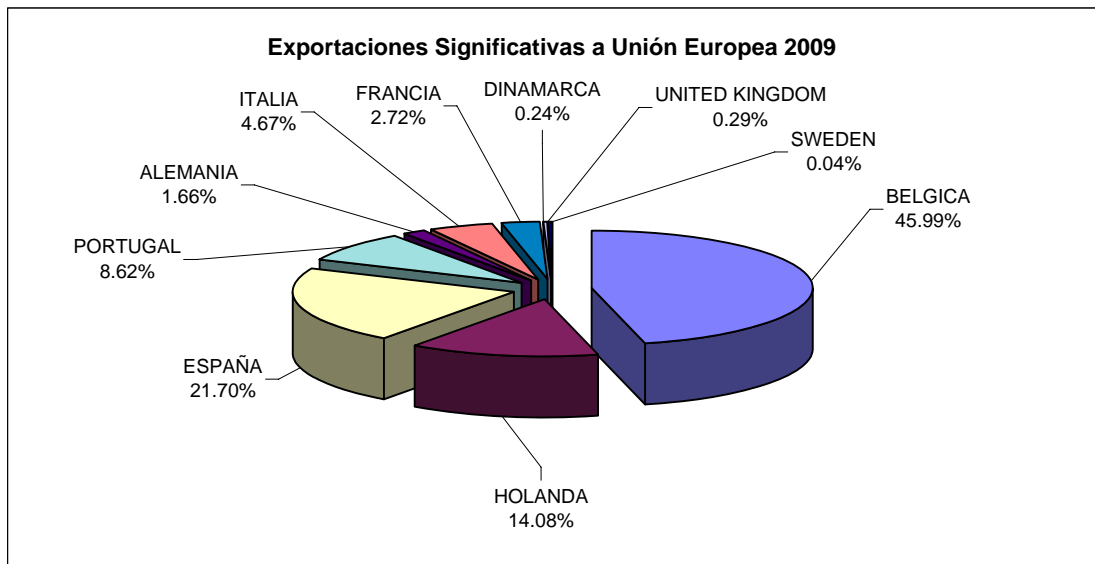
RESTO DE ALADI

| | | | | |
|-----------------------|--------------------|--------------------|--------------------|--------------------|
| PERU | 407,269,362 | 229,715,169 | 366,824,718 | 319,707,222 |
| MEXICO | 224,961,512 | 93,997,937 | 223,010,668 | 143,432,482 |
| BOLIVIA | 128,040,343 | 85,292,401 | 180,051,445 | 190,846,589 |
| ECUADOR | 70,663,688 | 51,186,281 | 83,430,150 | 70,939,394 |
| COLOMBIA | 43,911,931 | 38,865,604 | 78,157,420 | 82,051,559 |
| VENEZUELA | 1,930,175 | 10,558,853 | 30,577,320 | 51,747,124 |
| CUBA | 5,341,872 | 2,085,708 | 21,672,444 | 5,555,205 |
| Sub Total país | 882,118,882 | 511,701,953 | 983,724,165 | 864,279,574 |



Informe EXPORTACIONES 2009-2008
(Clasificado por Zona y País de Destino)

| Zona | País Destino | 2009 | | 2008 | |
|----------------------|-----------------------|--------------------|--------------------|--------------------|--------------------|
| | | Cantidad | F.O.B | Cantidad | F.O.B |
| UNION EUROPEA | | | | | |
| | BELGICA | 203,799,690 | 228,046,878 | 162,242,015 | 308,524,552 |
| | HOLANDA | 62,406,599 | 69,809,817 | 4,871,945 | 226,759,149 |
| | ESPAÑA | 96,160,473 | 54,581,382 | 127,255,786 | 111,825,440 |
| | PORTUGAL | 38,180,688 | 21,429,228 | 23 | 507 |
| | ALEMANIA | 7,339,400 | 19,447,262 | 15,247,657 | 47,760,031 |
| | ITALIA | 20,693,111 | 16,108,641 | 4,596,294 | 10,065,694 |
| | FRANCIA | 12,057,401 | 14,328,823 | 3,452,414 | 24,031,888 |
| | DINAMARCA | 1,048,380 | 11,221,694 | 894,100 | 9,446,840 |
| | UNITED KINGDOM | 1,305,015 | 3,100,162 | 1,617,234 | 1,652,420 |
| | SWEDEN | 166,666 | 3,090,189 | 453,878 | 19,619,283 |
| | AUSTRIA | 664,505 | 1,758,842 | 650,834 | 2,672,048 |
| | GRECIA | 261,500 | 867,631 | 299,038 | 1,152,684 |
| | ESLOVENIA | 95,000 | 369,400 | 80,000 | 486,586 |
| | LITUANIA | 20,000 | 331,065 | 10,000 | 116,972 |
| | REPUBLICA CHECA | 28,033 | 288,436 | 101,365 | 1,077,859 |
| | SWITZERLAND | 22,061 | 285,924 | 729 | 859,913 |
| | POLAND | 191,000 | 197,319 | 98,996 | 325,201 |
| | HUNGRIA | 60,000 | 195,000 | 140,000 | 715,263 |
| | IRLANDA | 21,926 | 90,949 | 64,000 | 175,582 |
| | BULGARIA | 0 | 0 | 40,000 | 217,317 |
| | CHIPRE | 0 | 0 | 21,000 | 120,700 |
| | FINLANDIA | 0 | 0 | 1,916 | 27,932 |
| | LETONIA | 0 | 0 | 4 | 7,000 |
| | Sub Total país | 444,521,450 | 445,548,641 | 322,139,229 | 767,640,859 |



| | 2009 | | 2008 | |
|------------------------------------|-----------------------|----------------------|----------------------|----------------------|
| | Cantidad | F.O.B | Cantidad | F.O.B |
| TOTAL GENERAL EXPORTACIONES | 10,081,917,080 | 2,483,407,454 | 9,265,118,486 | 3,991,314,245 |